



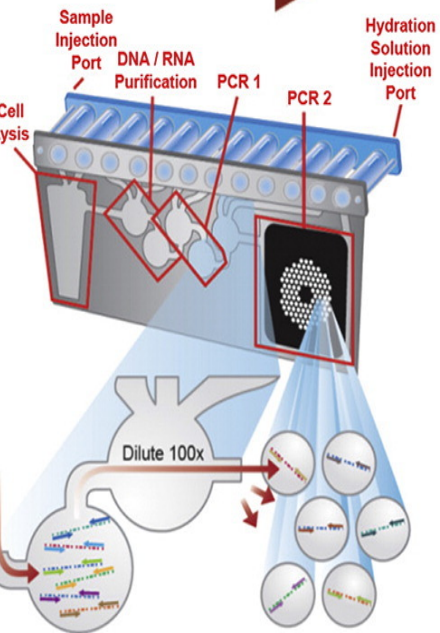
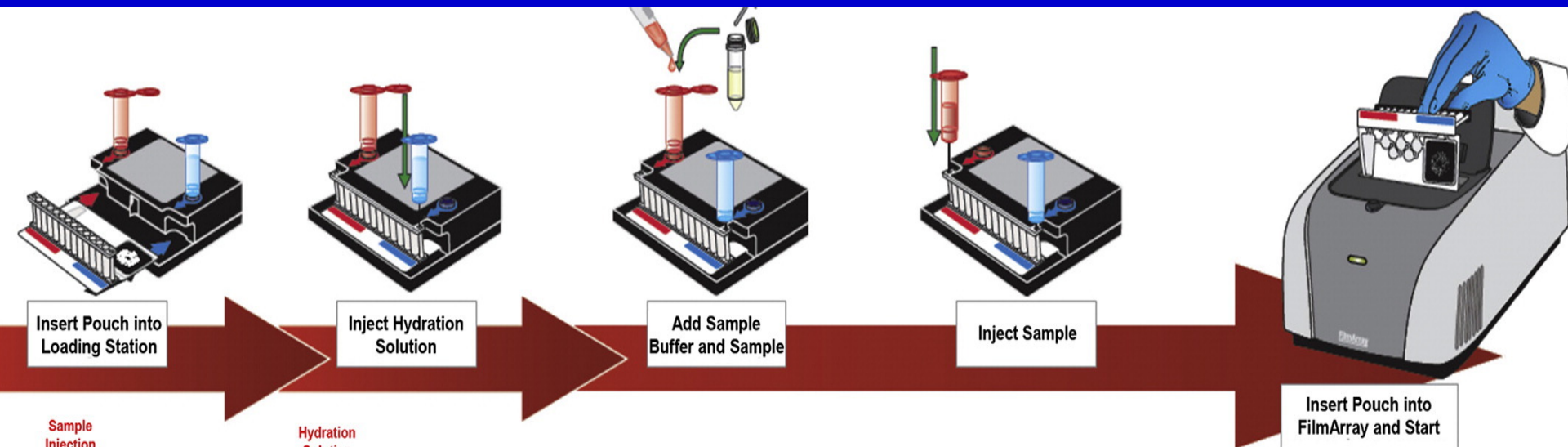
Advance Diagnostic Tests in Pediatrics ID

ผ.ศ.พ.ญ. พรอัมภา บรรจงมณี
หน่วยโรคติดเชื้อ ภาควิชากุมารเวชศาสตร์
คณะแพทยศาสตร์ มหาวิทยาลัยธรรมศาสตร์

OUTLINE

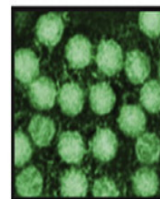
- **Multiplex PCR**
 - Respiratory system
 - Gastrointestinal system
 - Central nervous system
- **Microarray**
- **Mass spectrometry**

Multiplex PCR



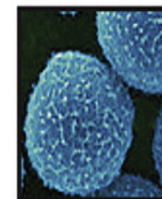
Bacteria

Escherichia coli
Haemophilus influenzae
Listeria monocytogenes
Neisseria meningitidis
Pseudomonas aeruginosa
Staphylococcus aureus
Streptococcus agalactiae
Streptococcus pneumoniae



Viruses

Cytomegalovirus (CMV)
 Enterovirus
 Epstein-Barr virus (EBV)
 Herpes Simplex virus 1 (HSV1)
 Herpes Simplex virus 2 (HSV2)
 Parechovirus (HPeV)
 Varicella-zoster virus (VZV)



Fungus

Cryptococcus neoformans/gattii

Multiplex PCR



Multiplex PCR

- **Multiplexed Molecular Diagnostics for RS, GI and CNS infections.**

: signs and symptoms of these syndromes are often not pathogen specific and the infectious differential diagnosis is broad.

: making a microbiologic diagnosis required

a combination of microscopy, antigen tests, culture, and pathogen-specific PCR assays